

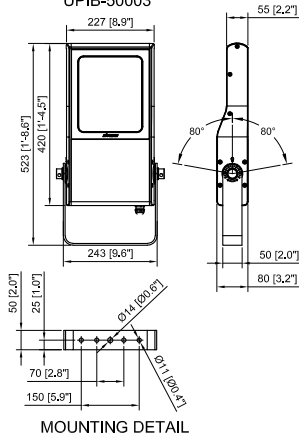
INSTALLATION AND SERVICE MANUAL

For Installation of Pittsburge 1,2,3 Wall Light LED.
Model. UPIB-50001,02,03 UPIB-50011,12,13 UPIB-50021,22,23

Product drawing (dimensions)

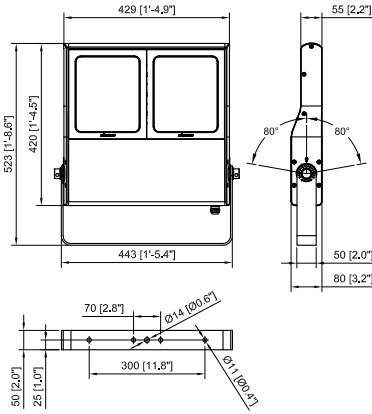
CE IP66 IK08 CLASS I

PITTSBURGH 1
UPIB-50001
UPIB-50002
UPIB-50003



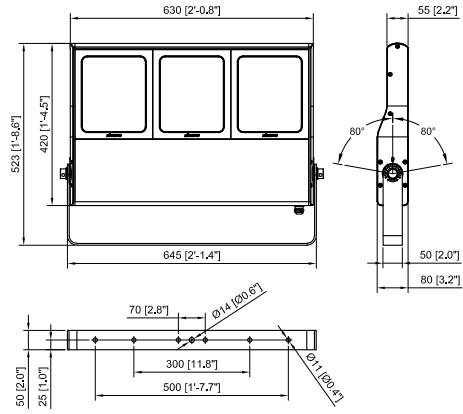
MOUNTING DETAIL

PITTSBURGH 2
UPIB-50011
UPIB-50012
UPIB-50013

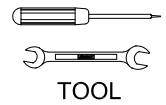


MOUNTING DETAIL

PITTSBURGH 1
UPIB-50021
UPIB-50022
UPIB-50023

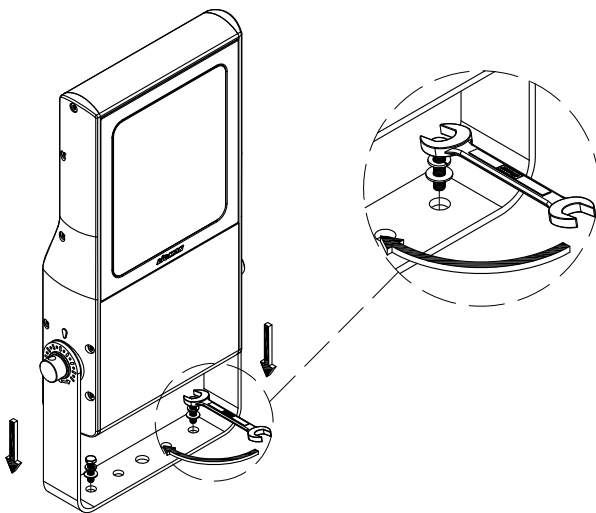


MOUNTING DETAIL

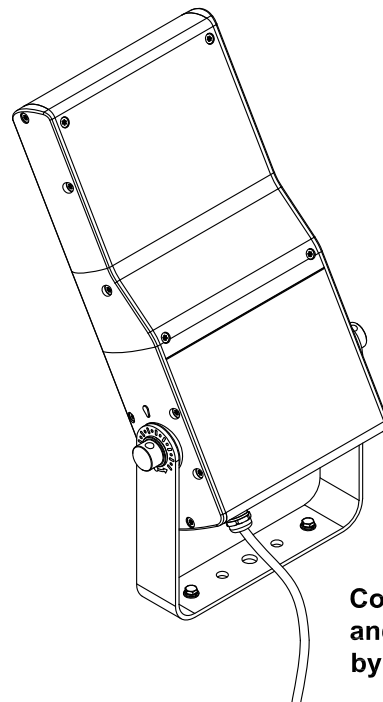


Recommend Max.mounting Height 23 ft.

1



2



Connect power
and ground wire
by other

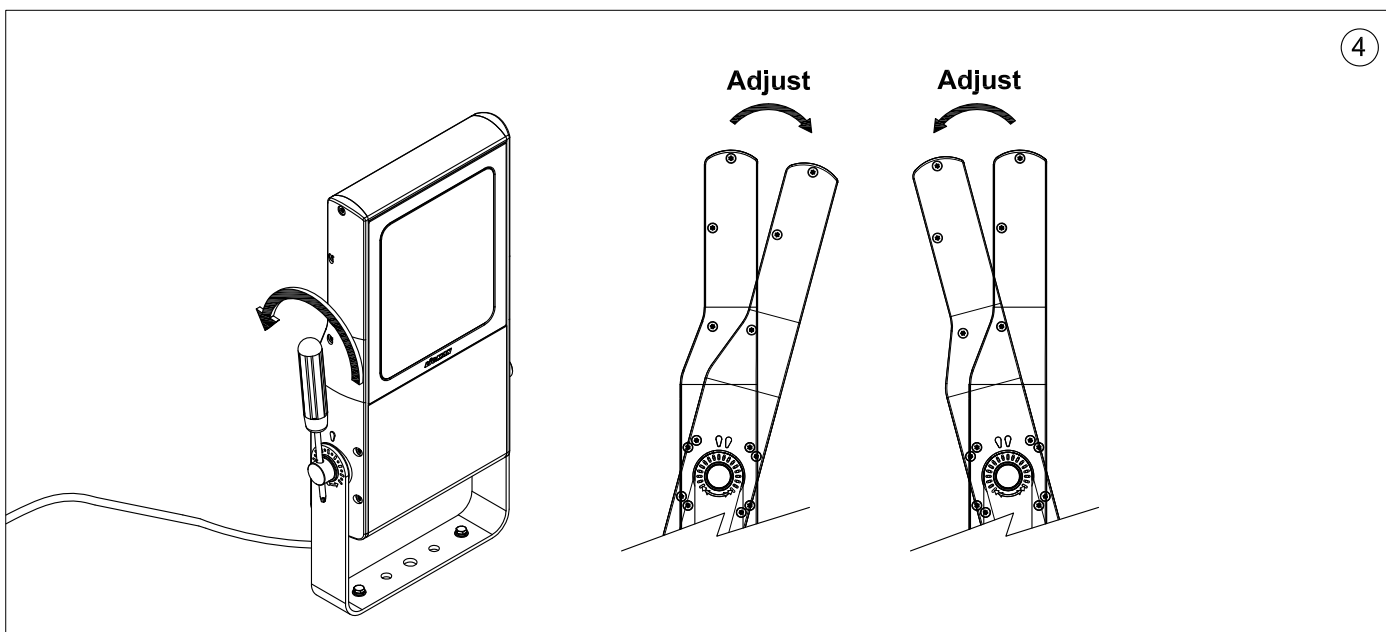
Notice to installer :

- 1.WIRING INSTRUCTIONS** Warning : RISK OF FIRE AND ELECTRICAL SHOCK. : FIXTURE MUST BE INSTALLED BY A QUALIFIED ELECTRICIAN ONLY>FIXTURE IS INTENDED FOR INSTALLATION IN ACCORDANCE WITH THE NATIONAL ELECTRICAL CODE, LOCAL AND FEDERAL CODE SPECIFICATIONS. DISCONNECT POWER BEFORE SERVICING.
- 2.This fixture has a VOLTAGE SPECIFIC BALLAST,**Check that the supply voltage is the same as the installed ballast voltage.

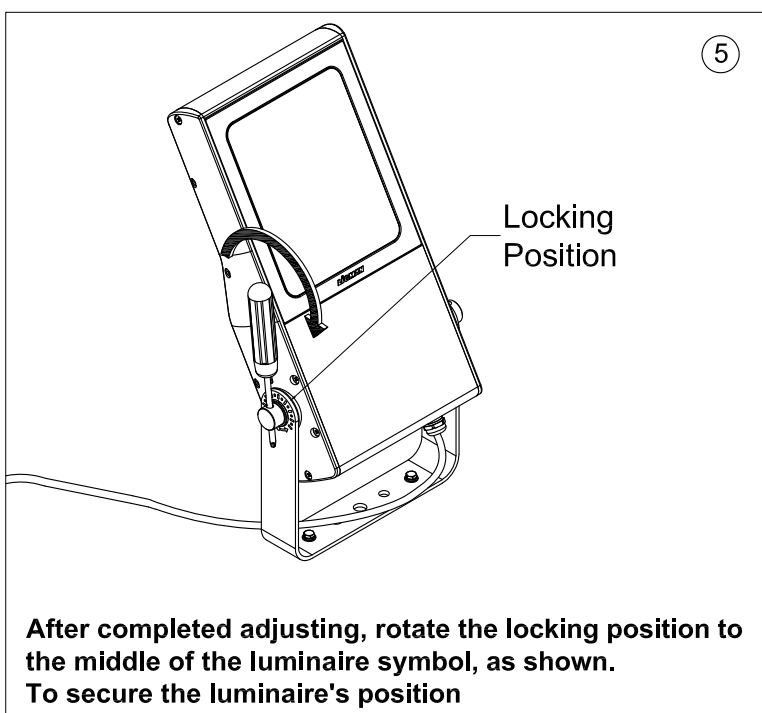
Ligman Lighting USA

7144 NE Progress Court, Hillsboro
Oregon, 97124, USA
Tel : 503 645 0500 | Fax : 503 645 8100

4



5



6

